



SERIES 87

RAISING THE BAR
MP - COUNT ON IT

Switchable High Amp Circuit Breaker

Type III Vehicle Protection

Manual Reset with On-Off function

5,000 Amp (U3) Interrupt Capacity

Ignition-Protected

IP66 Weatherproof

Cadmium Free



SUPERIOR CIRCUIT PROTECTION

www.mechprod.com

Series 87 Overview

FEATURES:

Panel and surface mount with On-Off switch function
 Wider Amperage Range - **25 to 250 Amp**
 Single pole thermal breaker with manual reset
 Main Breaker Protection Interrupt Rating
 5,000A (U3) interrupt capacity
 Ignition protected
 IP66 Weatherproof

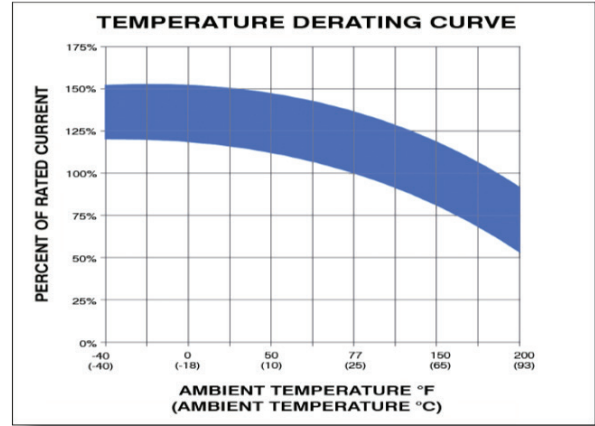
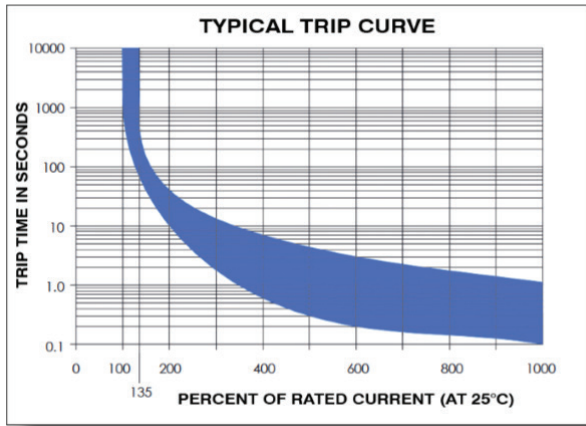
- Robust **5/16"-18 or 3/8"-16 studs**
- Round hole mounting cutout
- Industry standard mounting
- Double set of contacts
- Trip Free design

Series 87 Specifications

Standard Amp Ratings	25, 30, 35, 40, 50, 60, 70, 80, 90, 100, 110, 120, 135, 150, 175, 200, 225, & 250 Amps	
Maximum Voltage Ratings	Type III: 48 VDC	
Ultimate Trip	Must Hold 100% at 25°C/77°F Must Trip at 135% within 1 hour	
Dielectric Strength	1,500VAC Minimum	
Interrupt Capacity	5,000A @ 14VDC 3,000A @ 28VDC 1,500A @ 48VDC	
Cycle Endurance	Switching 2000 cycles at rated current and voltage.	
Operating Temperature Range	-40°C/-40°F to 85°C/185°F	
Termination	5/16"-18 or 3/8"-16 threaded studs	
Torque Rating	75 in-lbs for 5/16-18", 100 in-lbs for 3/8"-16	
Mounting Hole	#10 or M5 screw	
Weight (with terminal hardware)	S1 = .49lbs / 7.7oz / 223gm P1 = .35lbs / 5.5oz / 157gm	S2 = .53lbs / 8.5oz / 240gm P2 = .37lbs / 6.0oz / 170gm
	Environmental	
Ignition Protected	Compliant to SAE J1171	
Ingress Protection	IP66	
Corrosion	Conforms to Mil-STD-202, Method 101, Test Condition A, for 96 hours under a 5% salt spray.	
Humidity	Conforms to Mil-STD-202, Method 106, for 240 hours at 95% RH.	
Shock	Rated to withstand 100G per Mil-STD-202, Method 213, Test Condition A.	
Vibration	Rated to withstand 10G per Mil-STD-204, Test Condition A.	
	Regulatory Compliance Summary	
	Interrupt Capacity: Meets SAE J553, ABYC-E11, UL1077* Ignition Protected: SAE J1171 Endurance: SAE J553 Dielectric Strength: UL1077* Shock, Vibration, Corrosion, Humidity: Mil-STD-202 Weatherproof IP66	

*tested per UL1077 methods





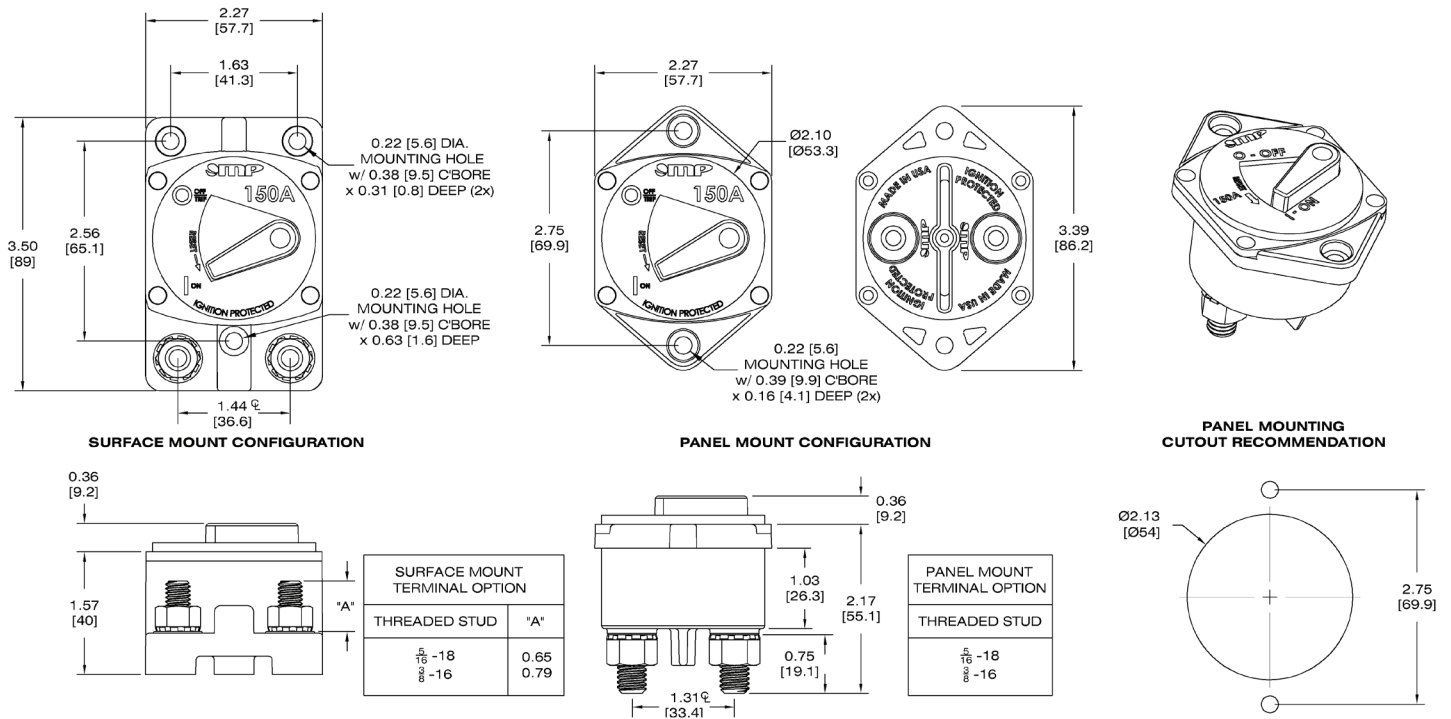
Typical Overload Trip Time Data (in seconds)

Current Rating	200%	400%	600%	800 %	1000%
25-250 Amps	10-40	0.6-7.0	0.2-3.0	0.15- 2.0	0.09-1.2

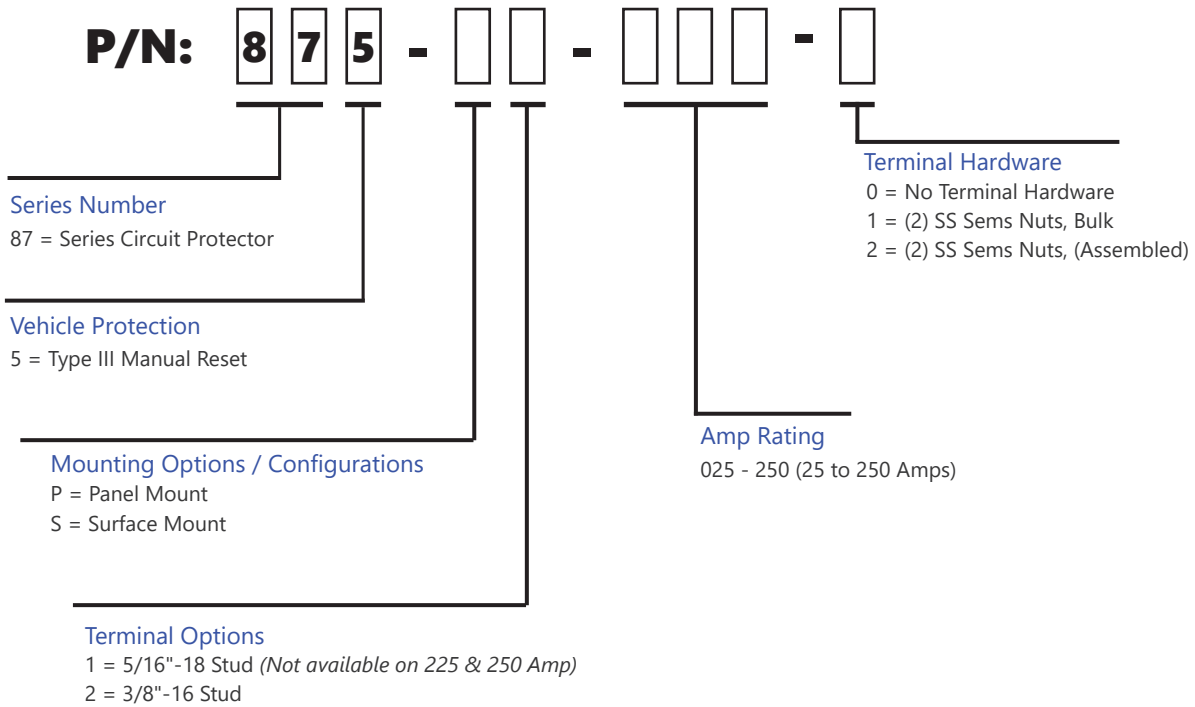
Typical Ambient Temperature Correction Factor

Current Rating	°F	-40	0	50	77	150	200
	°C	-40	-18	10	25	65	93
25-250 Amps		0.80	0.84	0.87	1.00	1.22	1.47

Series 87 Physical Configuration



Series 87 Part Numbering Guide



Series 87 Typical Applications

Ideal for DC power systems in marine as main or branch circuit breaker, truck and bus systems, RV systems, accessories, lift gates, etc.